


COMPANY OVERVIEW

Rplus Analytics Solutions Limited

 **Industry**
Tech &
IT




 **Country**
United Kingdom of Great
Britain and Northern Ireland

Would you like a complete and auditable carbon assessment ? Come meet us !

Meet Greenly 

Results

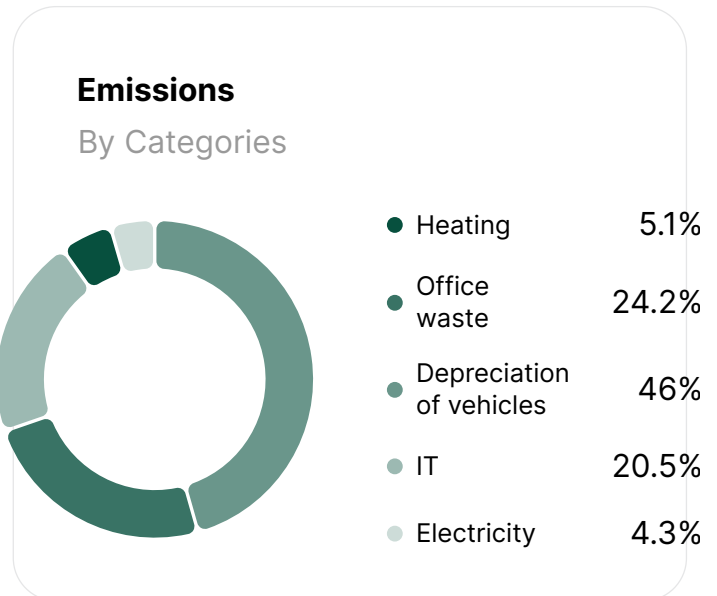
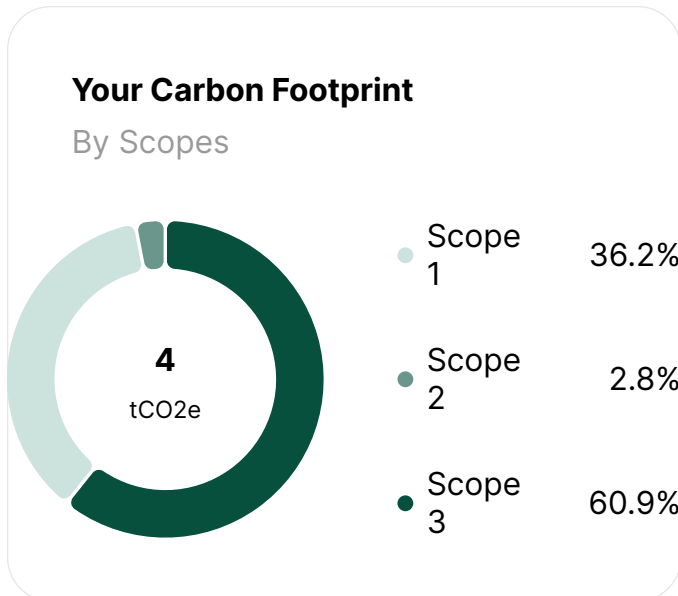
<p>Total CO2 emissions</p> <p>3.7 tCO2e</p>	<p>Emissions per employee</p> <p>0.2 tCO2e</p>
--	---

Study support	Available data
Scope 1 	1.4 tCO2e
Scope 2 	0.1 tCO2e
Scope 3 	2.4 tCO2e



YOUR RESULTS

Your Company GHG Disclosure



What are scopes?

Scope 1

Direct emissions from the combustion of fuel in assets that a company operates, such as fuel emissions from company-owned cars, diesel generators, gas boilers and air-conditioning leaks.



Scope 2

Indirect emissions from the generation of energy purchased from a utility provider, such as heating, cooling, steam, and electricity.

Scope 3

All indirect greenhouse gas emissions that do not fall under scope 2 - upstream and downstream. This calculator includes upstream emissions from purchased goods and services, capital goods, upstream transport and distribution, and business travel, calculated from your

expenses.

Our missions

We are involved in the fight against global warming on a large scale. Greenly uses technology to help every company make a commitment at a lower cost.

Our solution helps modern businesses to manage their CO2 emissions and reduce them more effectively. All over the world.

QUICK CARBON CALCULATOR

Powered by Greenly

[➔ Request a demo](#)

© Greenly

[Terms of Service](#)

[Privacy Policy](#)

[Cookies](#)

